


MUNICIPIO DE COQUIMATLAN, COL.
Sistema Integral de Contabilidad Gubernamental
ESTADO ANALITICO DEL EJERCICIO DEL PRESUPUESTO DE EGRESOS
 Clasificación Administrativa

DEL 1 DE FEBRERO AL 28 DE FEBRERO DE 2023

Análisis por: Clasificación Administrativa

Clave Presupuestaria	Descripción	Aprobado Feb-Feb	Ampliaciones/ (Reducciones) Feb-Feb	Modificado Feb-Feb	DpC Feb- Feb	Devengado Feb-Feb	Pagado Feb-Feb	Subejercicio Feb-Feb
UP-UR-UE								
01	REGIDORES	266,445.26	-4,700.00	261,745.26	0.00	261,745.26	259,195.26	0.00
01 01	REGIDORES	266,445.26	-4,700.00	261,745.26	0.00	261,745.26	259,195.26	0.00
01 01 01	DESPACHO DE REGIDORES	266,445.26	-4,700.00	261,745.26	0.00	261,745.26	259,195.26	0.00
02	PRESIDENCIA MUNICIPAL	235,764.18	-54,476.02	181,288.16	0.00	181,288.16	179,484.52	0.00
02 01	PRESIDENCIA MUNICIPAL	235,764.18	-54,476.02	181,288.16	0.00	181,288.16	179,484.52	0.00
02 01 01	DESPACHO DE PRESIDENCIA	123,695.28	-5,265.25	118,430.03	0.00	118,430.03	116,626.39	0.00
02 01 02	SECRETARIA PARTICULAR	112,068.90	-49,210.77	62,858.13	0.00	62,858.13	62,858.13	0.00
03	SECRETARIA DEL H AYUNTAMIENTO	823,227.58	-158,180.21	665,047.37	0.00	665,047.37	666,917.43	0.00
03 01	SECRETARIA DEL H AYUNTAMIENTO	823,227.58	-158,180.21	665,047.37	0.00	665,047.37	666,917.43	0.00
03 01 01	DESPACHO DE SECRETARIA DEL H AYUNTAMIENTO	377,177.41	-92,105.29	285,072.12	0.00	285,072.12	286,942.18	0.00
03 01 02	DIRECCION DE ASUNTOS JURIDICOS	50,715.52	7,041.30	57,756.82	0.00	57,756.82	57,756.82	0.00
03 01 03	DIRECCION DE COMUNICACION SOCIAL	57,748.23	-18,090.84	39,657.39	0.00	39,657.39	39,657.39	0.00
03 01 04	DIRECCION DE CULTURA	68,477.03	-8,882.52	59,594.51	0.00	59,594.51	59,594.51	0.00
03 01 05	DIRECCION DE DEPORTES	118,022.02	-10,910.41	107,111.61	0.00	107,111.61	107,111.61	0.00
03 01 08	JUNTA MUNICIPAL DE PUEBLO JUAREZ	133,487.37	-35,232.45	98,254.92	0.00	98,254.92	98,254.92	0.00
03 01 09	COMISARIAS MUNICIPALES	17,600.00	0.00	17,600.00	0.00	17,600.00	17,600.00	0.00
04	OFICIALIA MAYOR	2,021,364.05	-283,234.05	1,738,130.00	0.00	1,738,130.00	1,646,766.79	0.00
04 01	OFICIALIA MAYOR	2,021,364.05	-283,234.05	1,738,130.00	0.00	1,738,130.00	1,646,766.79	0.00
04 01 01	DESPACHO DE OFICIALIA MAYOR	679,154.99	-48,289.73	630,865.26	0.00	630,865.26	690,134.59	0.00
04 01 03	DEPARTAMENTO DE RECURSOS HUMANOS	1,313,677.16	-236,743.94	1,076,933.22	0.00	1,076,933.22	926,300.68	0.00
04 01 05	DEPARTAMENTO DE INFORMATICA	28,531.90	1,799.62	30,331.52	0.00	30,331.52	30,331.52	0.00
05	TESORERIA MUNICIPAL	649,329.26	-186,805.82	462,523.44	2.32	462,523.44	461,977.05	2.32
05 01	TESORERIA MUNICIPAL	649,329.26	-186,805.82	462,523.44	2.32	462,523.44	461,977.05	2.32
05 01 01	DESPACHO DE TESORERIA MUNICIPAL	547,839.08	-183,617.14	364,221.94	2.32	364,221.94	363,675.55	2.32
05 01 02	DIRECCION DE INGRESOS	19,357.20	7,649.58	27,006.78	0.00	27,006.78	27,006.78	0.00
05 01 03	DIRECCION DE EGRESOS Y CONTABILIDAD	44,978.86	-5,432.22	39,546.64	0.00	39,546.64	39,546.64	0.00
05 01 04	DIRECCION DE CATASTRO	37,154.12	-5,406.04	31,748.08	0.00	31,748.08	31,748.08	0.00
06	CONTRALOR MUNICIPAL	26,121.42	-500.00	25,621.42	0.00	25,621.42	25,621.42	0.00
06 01	CONTRALOR MUNICIPAL	26,121.42	-500.00	25,621.42	0.00	25,621.42	25,621.42	0.00
06 01 01	DESPACHO DEL CONTRALOR MUNICIPAL	26,121.42	-500.00	25,621.42	0.00	25,621.42	25,621.42	0.00
07	DIRECCION DE OBRAS PUBLICAS, DESARROLLO URBANO Y ECOLOGIA	239,973.84	-86,740.27	153,233.57	0.00	153,233.57	152,783.57	0.00
07 01	DIRECCION DE OBRAS PUBLICAS, DESARROLLO URBANO Y ECOLOGIA	239,973.84	-86,740.27	153,233.57	0.00	153,233.57	152,783.57	0.00
07 01 01	DESPACHO DE LA DIRECCION DE OBRAS PUBLICAS, DESARROLLO URBANO Y ECOLOGIA	239,973.84	-86,740.27	153,233.57	0.00	153,233.57	152,783.57	0.00
08	DIRECCION DE SERVICIOS PUBLICOS	1,665,724.96	-164,074.65	1,501,650.31	0.00	1,501,650.31	1,451,368.10	0.00



MUNICIPIO DE COQUIMATLAN, COL.
Sistema Integral de Contabilidad Gubernamental
ESTADO ANALITICO DEL EJERCICIO DEL PRESUPUESTO DE EGRESOS
 Clasificación Administrativa


DEL 1 DE FEBRERO AL 28 DE FEBRERO DE 2023

Análisis por: Clasificación Administrativa

Clave Presupuestaria	Descripción	Aprobado Feb-Feb	Ampliaciones / (Reducciones) Feb-Feb	Modificado Feb-Feb	DpC. Feb- Feb	Devengado Feb-Feb	Pagado Feb-Feb	Subejercicio Feb-Feb
UP-UR-UE								
08 01	DIRECCION DE SERVICIOS PUBLICOS	1,665,724.96	-164,074.65	1,501,650.31	0.00	1,501,650.31	1,451,368.10	0.00
08 01 01	DESPACHO DE LA DIRECCION DE SERVICIOS PUBLICOS	1,647,474.76	-196,988.34	1,450,486.42	0.00	1,450,486.42	1,400,204.21	0.00
08 01 03	DEPARTAMENTO DE PARQUES Y JARDINES	7,041.30	27,713.69	34,754.99	0.00	34,754.99	34,754.99	0.00
08 01 04	DEPARTAMENTO DE RASTRO MUNICIPAL	600.00	5,200.00	5,800.00	0.00	5,800.00	5,800.00	0.00
08 01 06	DEPARTAMENTO DE PANTEON	10,608.90	0.00	10,608.90	0.00	10,608.90	10,608.90	0.00
09 DIRECCION DE SEGURIDAD PUBLICA, TRANSITO Y VIALIDAD		1,391,012.58	-191,480.61	1,199,531.97	-1,311.06	1,200,843.03	1,201,978.69	-1,311.06
09 01	DIRECCION DE SEGURIDAD PUBLICA, TRANSITO Y VIALIDAD	1,391,012.58	-191,480.61	1,199,531.97	-1,311.06	1,200,843.03	1,201,978.69	-1,311.06
09 01 01	SEGURIDAD PUBLICA, TRANSITO Y VIALIDAD	1,391,012.58	-191,480.61	1,199,531.97	-1,311.06	1,200,843.03	1,201,978.69	-1,311.06
10 DIRECCION DE DESARROLLO MUNICIPAL		175,934.81	-18,375.66	157,559.15	0.00	157,559.15	157,759.15	0.00
10 01	DIRECCION DE DESARROLLO MUNICIPAL	175,934.81	-18,375.66	157,559.15	0.00	157,559.15	157,759.15	0.00
10 01 01	DESPACHO DE LA DIRECCION DE DESARROLLO MUNICIPAL	67,109.39	-10,614.43	56,494.96	0.00	56,494.96	56,694.96	0.00
10 01 02	DEPARTAMENTO DE PLANEACION	99,139.62	-7,761.23	91,378.39	0.00	91,378.39	91,378.39	0.00
10 01 04	DEPARTAMENTO DE DESARROLLO RURAL	9,685.80	0.00	9,685.80	0.00	9,685.80	9,685.80	0.00
11 ORGANISMOS PUBLICOS DESCENTRALIZADOS		676,551.63	-25,813.31	650,738.32	0.00	650,738.32	377,002.29	0.00
11 01	ORGANISMOS PUBLICOS DESCENTRALIZADOS	676,551.63	-25,813.31	650,738.32	0.00	650,738.32	377,002.29	0.00
11 01 01	DIF MUNICIPAL	0.00	0.00	0.00	0.00	0.00	377,002.29	0.00
12 OBRA PUBLICA E INVERSION		0.00	0.00	0.00	0.00	0.00	0.00	0.00
12 01	OBRA PUBLICA	0.00	0.00	0.00	0.00	0.00	0.00	0.00
12 01 01	OBRA PUBLICA	0.00	0.00	0.00	0.00	0.00	0.00	0.00
13 DEUDA PUBLICA		171,686.25	25,441.84	197,128.09	67,264.80	129,863.29	129,863.29	67,264.80
13 01	DEUDA PUBLICA	171,686.25	25,441.84	197,128.09	67,264.80	129,863.29	129,863.29	67,264.80
13 01 01	DEUDA PUBLICA	171,686.25	25,441.84	197,128.09	67,264.80	129,863.29	129,863.29	67,264.80
14 TRANSFERENCIAS, SUBSIDIOS Y AYUDAS		16,666.66	-12,166.66	4,500.00	0.00	4,500.00	4,500.00	0.00
14 03	AYUDAS	16,666.66	-12,166.66	4,500.00	0.00	4,500.00	4,500.00	0.00
14 03 01	AYUDAS SOCIALES A PERSONAS	16,666.66	-12,166.66	4,500.00	0.00	4,500.00	4,500.00	0.00

TOTAL DEL GASTO:

8,359,802.48 -1,161,105.42 7,198,697.06 65,956.06 7,132,741.00 6,715,217.56 65,956.06




MUNICIPIO DE COQUIMATLAN, COL.
Sistema Integral de Contabilidad Gubernamental
ESTADO ANALITICO DEL EJERCICIO DEL PRESUPUESTO DE EGRESOS
 Clasificación Administrativa

DEL 1 DE ENERO AL 28 DE FEBRERO DE 2023

Análisis por: Clasificación Administrativa

Clave Presupuestaria	Descripción	Aprobado		Ampliaciones / (Reducciones)		Modificado		DpC		Devengado		Pagado		Subejercicio	
		Ene-Feb		Ene-Feb		Ene-Feb		Ene-Feb		Ene-Feb		Ene-Feb		Ene-Feb	
UP-UR-UE															
01 REGIDORES		532,890.52		-3,200.00		529,690.52		0.00		529,690.52		527,140.52		0.00	
01 01 REGIDORES		532,890.52		-3,200.00		529,690.52		0.00		529,690.52		527,140.52		0.00	
01 01 01 DESPACHO DE REGIDORES		532,890.52		-3,200.00		529,690.52		0.00		529,690.52		527,140.52		0.00	
02 PRESIDENCIA MUNICIPAL		449,267.04		-78,483.91		370,783.13		0.00		370,783.13		368,029.49		0.00	
02 01 PRESIDENCIA MUNICIPAL		449,267.04		-78,483.91		370,783.13		0.00		370,783.13		368,029.49		0.00	
02 01 01 DESPACHO DE PRESIDENCIA		251,897.99		-12,516.69		239,381.30		0.00		239,381.30		236,627.66		0.00	
02 01 02 SECRETARIA PARTICULAR		197,369.05		-65,967.22		131,401.83		0.00		131,401.83		131,401.83		0.00	
03 SECRETARIA DEL H AYUNTAMIENTO		1,453,726.06		-88,389.08		1,365,336.98		0.00		1,365,336.98		1,357,556.28		0.00	
03 01 SECRETARIA DEL H AYUNTAMIENTO		1,453,726.06		-88,389.08		1,365,336.98		0.00		1,365,336.98		1,357,556.28		0.00	
03 01 01 DESPACHO DE SECRETARIA DEL H AYUNTAMIENTO		669,464.46		-80,016.22		589,448.24		0.00		589,448.24		581,867.54		0.00	
03 01 02 DIRECCION DE ASUNTOS JURIDICOS		102,754.61		14,317.31		117,071.92		0.00		117,071.92		117,071.92		0.00	
03 01 03 DIRECCION DE COMUNICACION SOCIAL		101,914.41		-16,812.40		85,102.01		0.00		85,102.01		85,102.01		0.00	
03 01 04 DIRECCION DE CULTURA		109,992.78		12,142.30		122,135.08		0.00		122,135.08		122,135.08		0.00	
03 01 05 DIRECCION DE DEPORTES		207,745.80		7,577.75		215,323.55		0.00		215,323.55		215,123.55		0.00	
03 01 08 JUNTA MUNICIPAL DE PUEBLO JUAREZ		226,654.00		-25,597.82		201,056.18		0.00		201,056.18		201,056.18		0.00	
03 01 09 COMISARIAS MUNICIPALES		35,200.00		0.00		35,200.00		0.00		35,200.00		35,200.00		0.00	
04 OFICIALIA MAYOR		5,190,289.97		-620,070.17		4,570,219.80		0.00		4,570,219.80		3,914,995.85		0.00	
04 01 OFICIALIA MAYOR		5,190,289.97		-620,070.17		4,570,219.80		0.00		4,570,219.80		3,914,995.85		0.00	
04 01 01 DESPACHO DE OFICIALIA MAYOR		2,546,846.41		-118,921.85		2,427,924.56		0.00		2,427,924.56		2,423,066.73		0.00	
04 01 03 DEPARTAMENTO DE RECURSOS HUMANOS		2,585,464.06		-502,947.94		2,082,516.12		0.00		2,082,516.12		1,432,150.00		0.00	
04 01 05 DEPARTAMENTO DE INFORMATICA		57,979.50		1,799.62		59,779.12		0.00		59,779.12		59,779.12		0.00	
05 TESORERIA MUNICIPAL		1,105,525.49		-133,386.05		972,139.44		2.32		972,137.12		966,909.12		2.32	
05 01 TESORERIA MUNICIPAL		1,105,525.49		-133,386.05		972,139.44		2.32		972,137.12		966,909.12		2.32	
05 01 01 DESPACHO DE TESORERIA MUNICIPAL		933,064.54		-162,450.44		770,614.10		2.32		770,611.78		765,383.78		2.32	
05 01 02 DIRECCION DE INGRESOS		39,359.64		14,925.59		54,285.23		0.00		54,285.23		54,285.23		0.00	
05 01 03 DIRECCION DE EGRESOS Y CONTABILIDAD		73,697.27		7,770.36		81,467.63		0.00		81,467.63		81,467.63		0.00	
05 01 04 DIRECCION DE CATASTRO		59,404.04		6,368.44		65,772.48		0.00		65,772.48		65,772.48		0.00	
06 CONTRALOR MUNICIPAL		52,879.66		-1,000.00		51,879.66		0.00		51,879.66		51,879.66		0.00	
06 01 CONTRALOR MUNICIPAL		52,879.66		-1,000.00		51,879.66		0.00		51,879.66		51,879.66		0.00	
06 01 01 DESPACHO DEL CONTRALOR MUNICIPAL		52,879.66		-1,000.00		51,879.66		0.00		51,879.66		51,879.66		0.00	
07 DIRECCION DE OBRAS PUBLICAS, DESARROLLO URBANO Y ECOLOGIA		405,459.61		-87,985.24		317,474.37		0.00		317,474.37		316,224.37		0.00	
07 01 DIRECCION DE OBRAS PUBLICAS, DESARROLLO URBANO Y ECOLOGIA		405,459.61		-87,985.24		317,474.37		0.00		317,474.37		316,224.37		0.00	
07 01 01 DESPACHO DE LA DIRECCION DE OBRAS PUBLICAS, DESARROLLO URBANO Y ECOLOGIA		405,459.61		-87,985.24		317,474.37		0.00		317,474.37		316,224.37		0.00	
08 DIRECCION DE SERVICIOS PUBLICOS		2,967,711.19		-214,064.17		2,753,647.02		0.00		2,753,647.02		2,516,382.93		0.00	



MUNICIPIO DE COQUIMATLAN, COL.
Sistema Integral de Contabilidad Gubernamental
ESTADO ANALITICO DEL EJERCICIO DEL PRESUPUESTO DE EGRESOS
Clasificación Administrativa

DEL 1 DE ENERO AL 28 DE FEBRERO DE 2023

Análisis por: Clasificación Administrativa

UP-UR-UE	Clave Presupuestaria	Descripción	Aprobado Ene-Feb	Ampliaciones / (Reducciones) Ene-Feb	Modificado Ene-Feb	DpC Ene- Feb	Devengado Ene-Feb	Pagado Ene-Feb	Subejercicio Ene-Feb
08 01		DIRECCION DE SERVICIOS PUBLICOS	2,967,711.19	-214,064.17	2,753,647.02	0.00	2,753,647.02	2,516,382.93	0.00
08 01 01		DESAPACHO DE LA DIRECCION DE SERVICIOS PUBLICOS	2,930,622.45	-257,810.86	2,672,811.59	0.00	2,672,811.59	2,435,547.50	0.00
08 01 03		DEPARTAMENTO DE PARQUES Y JARDINES	14,317.31	39,146.69	53,464.00	0.00	53,464.00	53,464.00	0.00
08 01 04		DEPARTAMENTO DE RASTRO MUNICIPAL	1,200.00	4,600.00	5,800.00	0.00	5,800.00	5,800.00	0.00
08 01 06		DEPARTAMENTO DE PANTEON	21,571.43	0.00	21,571.43	0.00	21,571.43	21,571.43	0.00
09		DIRECCION DE SEGURIDAD PUBLICA, TRANSITO Y VIALIDAD	2,778,813.18	-595,403.86	2,183,409.32	0.00	2,183,409.32	2,137,344.87	0.00
09 01		DIRECCION DE SEGURIDAD PUBLICA, TRANSITO Y VIALIDAD	2,778,813.18	-595,403.86	2,183,409.32	0.00	2,183,409.32	2,137,344.87	0.00
09 01 01		SEGURIDAD PUBLICA, TRANSITO Y VIALIDAD	2,778,813.18	-595,403.86	2,183,409.32	0.00	2,183,409.32	2,137,344.87	0.00
10		DIRECCION DE DESARROLLO MUNICIPAL	289,136.85	35,367.58	324,504.43	0.00	324,504.43	324,504.43	0.00
10 01		DIRECCION DE DESARROLLO MUNICIPAL	289,136.85	35,367.58	324,504.43	0.00	324,504.43	324,504.43	0.00
10 01 01		DESAPACHO DE LA DIRECCION DE DESARROLLO MUNICIPAL	102,675.63	14,440.72	117,116.35	0.00	117,116.35	117,116.35	0.00
10 01 02		DEPARTAMENTO DE PLANEACION	166,766.76	20,926.86	187,693.62	0.00	187,693.62	187,693.62	0.00
10 01 04		DEPARTAMENTO DE DESARROLLO RURAL	19,694.46	0.00	19,694.46	0.00	19,694.46	19,694.46	0.00
11		ORGANISMOS PUBLICOS DESCENTRALIZADOS	1,353,103.26	-51,626.50	1,301,476.76	0.00	1,301,476.76	1,027,740.73	0.00
11 01		ORGANISMOS PUBLICOS DESCENTRALIZADOS	1,353,103.26	-51,626.50	1,301,476.76	0.00	1,301,476.76	1,027,740.73	0.00
11 01 01		DIF MUNICIPAL	0.00	0.00	0.00	0.00	0.00	0.00	0.00
12		OBRA PUBLICA E INVERSION	0.00	0.00	0.00	0.00	0.00	0.00	0.00
12 01		OBRA PUBLICA	0.00	0.00	0.00	0.00	0.00	0.00	0.00
12 01 01		OBRA PUBLICA	0.00	0.00	0.00	0.00	0.00	0.00	0.00
13		DEUDA PUBLICA	268,471.96	52,674.22	321,146.18	67,264.80	253,881.38	253,881.38	67,264.80
13 01		DEUDA PUBLICA	268,471.96	52,674.22	321,146.18	67,264.80	253,881.38	253,881.38	67,264.80
13 01 01		DEUDA PUBLICA	268,471.96	52,674.22	321,146.18	67,264.80	253,881.38	253,881.38	67,264.80
14		TRANSFERENCIAS, SUBSIDIOS Y AYUDAS	33,333.32	-24,333.32	9,000.00	0.00	9,000.00	9,000.00	0.00
14 03		AYUDAS	33,333.32	-24,333.32	9,000.00	0.00	9,000.00	9,000.00	0.00
14 03 01		AYUDAS SOCIALES A PERSONAS	33,333.32	-24,333.32	9,000.00	0.00	9,000.00	9,000.00	0.00

TOTAL DEL GASTO:

16,880,608.11 -1,809,900.50 15,070,707.61 67,267.12 15,003,440.49 13,771,589.63 67,267.12